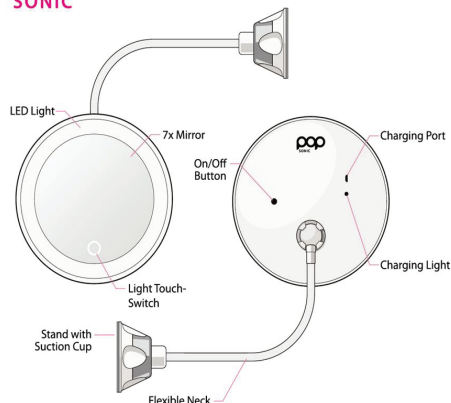


# pop SONIC Gooseneck Mirror



## Instructions for Use

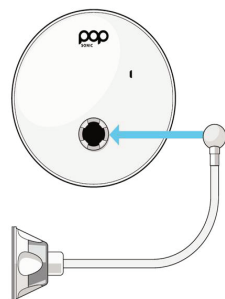
1. Make sure the unit is fully charged.
2. Turn on mirror by pressing On/Off button
3. Touch the light touch-switch on the front of the unit to activate the LED light.
4. Turn off LED light by touching light switch.
5. Turn off the unit by pressing on/off button
6. Mirror can be used while plugged in or unplugged.

## Care and Maintenance

- Wipe mirror with a soft, damp, lint free cloth and allow to dry.
- Do not immerse the mirror in water or allow water to get in to the charging port.
- Excessive humidity can damage the mirror's electrical components.
- Do not use any abrasive materials to clean the mirror.

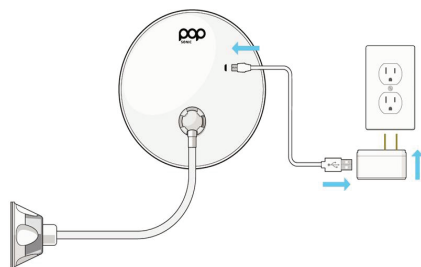
## How to Assemble

1. Simply push the ball joint into the socket on the backside of the mirror.



## How to Charge

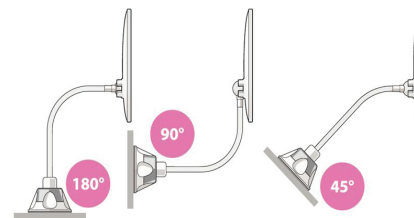
1. Connect the charging cable to the backside of the mirror by inserting the micro USB head into the port.



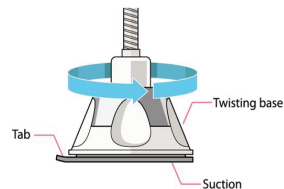
2. Next connect the opposite end of the charging cable into a plug (not included).
3. Finally, to begin charging connect the plug to a wall socket. Once the plug is in the socket, the charging light will glow red while the unit is charging. The light will turn green when the unit is fully charged.

## How to Use the Suction

1. Place suction cup on a flat, clean, and dry surface. This works on most any flat surface, even at 90° angles.



2. Once you are satisfied with the position, you may activate the suction mechanism. Firmly hold the neck so that the base is secure, then twist the base clockwise to secure the mirror onto the flat surface.
3. To loosen the suction simply twist the base counter clockwise and lift the tab to release the base.



## Features

- 7x Magnification Mirror
- Natural LED Light
- On/Off button on mirror backside
- Strong suction mount
- 360° Rotation
- Rechargeable Lithium-ion battery

## Specifications

- Product name: Gooseneck Mirror
- Product model: CLM-620
- Materials: ABS plastic and glass
- LED color temperature: 6500-7000K
- LED lumen: 14-16LM
- LED quantity: 24\*0.15W
- Lamp bead model: SMD2835
- Battery model: Lithium battery 600mAh
- Input: DC5V/1A
- Power: 3.6W
- Color rendering index: 60RA
- Product size: 440\*183\*70MM
- Charging time: around 2 hours
- Products include: mirror body, neck and stand with suction cup, USB charging cable, manual

## 1 Year Limited Warranty

POP SONIC warrants the Goosneck Mirror for a period of 1 year after the original date of purchase, against defects due to faulty workmanship or materials. For warranty claims, you must register your device and log in to your account at [WWW.SHOPPOPSONIC.COM](http://WWW.SHOPPOPSONIC.COM), then select the option to make a warranty claim. Our customer service department will then contact you to initiate the warranty procedure.

This warranty covers working parts. It does not cover damage due to normal usage or accidents such as dropping the device. Other exclusions include misuse or neglect to the device.

This warranty is void if any other charging cables besides the one received is used with your device.

For any warranty claims, proof of purchase must be provided. For this reason, please keep your receipt for the duration of the warranty period.

Shipping costs are non-refundable.

## Disposal Information

The Goosneck Mirror should not be treated as normal household waste but should be brought to the appropriate collection point for recycling of electronic equipment.

## Disclaimer

Users of this device use it at their own risk. Neither POP SONIC nor its' retailers assume any responsibility or liability for any injuries or damages, physical or otherwise, resulting, directly or indirectly, from the use of this device.