

pop  
SONIC



BUFF 2.0™

REFRESH. EXFOLIATE. INFUSE.

---

## OVERVIEW

PopSonic's BUFF 2.0 will enhance your skincare regimen, leaving your skin looking and feeling refreshed.

The BUFF 2.0 is designed with your skin's needs in mind. The BUFF 2.0 generates ultrasonic vibrations that will exfoliate and refresh your skin anytime.

Regular use of the BUFF 2.0 will lay a foundation for youthful, more healthy looking skin.

---

## TABLE OF CONTENTS

OVERVIEW	Page 3
WHAT'S IN THE BOX	Page 5
HOW IT WORKS	Page 6
USING THE BUFF	Page 7-8
CHARGING THE BUFF	Page 9
THINGS TO KNOW	Page 10
FREQUENTLY ASKED QUESTIONS	Page 11
BUFF 1 YEAR LIMITED WARRANTY	Page 12
DISPOSAL INFORMATION	Page 12
SPECIFICATIONS	Page 13
DISCLAIMER	Page 13

---

## WHAT'S IN THE BOX

### 1 BUFF



### 2 USB Cord and Adapter



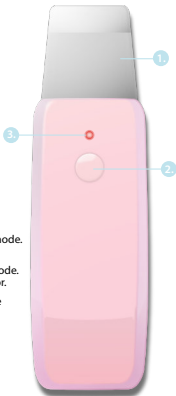
*Plug Not included*

### 3 Manual



**Fig. 01**

1. Stainless steel head
2. On/Off Button
3. LED Indicator Light



### Using the On/Off Button

- Press 1x** Normal cleansing mode. Red light indicator.
- Press 2x** Gentle cleansing mode. Green light indicator.
- Press 3x** Infusion mode. Blue light indicator.

---

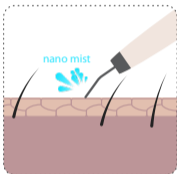
## HOW IT WORKS

The BUFF 2.0 uses Ultrasonic vibrations and Nanomist technology to exfoliate your skin, helping to remove dead skin cells, increase oxygenation and blood flow, and to help infuse skin products into the skin.

---

## USING THE BUFF

1. After charging for 2-3 hours, turn the BUFF 2.0 on by pressing the ON/OFF button for at least 1 second. Make sure your skin is **MOIST** with either water, lotion, or serum before using the BUFF 2.0.
2. Exfoliating Mode:

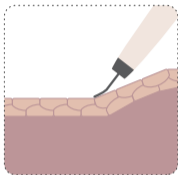


- A. While your skin is moist (either after a shower or after spraying your skin with water) **GENTLY** move the BUFF 2.0 over your face at a 45 degree angle, concentrating on the areas that need exfoliating. Use light pressure to help open pores around your nose, chin, forehead, and other areas around your face. Slight redness is normal and is a sign that blood flow is increasing. The redness will fade quickly.

---

## USING THE BUFF

### 3. Infusion Mode: *(Use the flat side of the BUFF 2.0)*



- A. Use Infusion Mode to help massage your skin lotion or serum into your skin. Apply lotion or serum onto your skin then, using the flat side of the BUFF on Infusion Mode and with a gentle pressure, massage the product into your skin. When you are in Infusion mode, the BUFF 2.0 will pulsate.
4. To turn BUFF 2.0 off, hold POWER button for at least one second.
5. If you experience any discomfort while using the BUFF 2.0, consult your doctor or dermatologist before using the device again.



---

## CHARGING THE BUFF 2.0

1. Plug the UL wall plug in and then connect the other side into the BUFF 2.0.

*Note: Use any USB plug including your cellphone plug or your computer's USB port while the computer is on.*



2. The BUFF 2.0 has an LED light that will flicker while it is charging. Once the light turns off, the BUFF 2.0 is fully charged.
3. A fully charged BUFF 2.0 should hold a charge for 100 minutes or more.
4. Only charge the BUFF 2.0 when the battery is depleted which will be indicated by a RED LED light that comes on while using the device. Once the battery is fully charged the RED LIGHT will turn off. Then remove the charging cable and store in a dry, safe place.

---

## THINGS TO KNOW

1. Device is not waterproof. Keep away from wet areas and make sure water does not get into the charging port. **DO NOT SUBMERGE IN WATER. DO NOT USE IN SHOWER**
2. Since the BUFF 2.0 is designed to remove skin debris, it's important to clean it well. After using the BUFF 2.0, clean the steel with warm water and soap, if desired. Use a dry cloth to dry the BUFF 2.0 and store in a dry safe place.
3. To disinfect the BUFF 2.0, use a paper towel and apply rubbing alcohol to the towel, then wipe the steel thoroughly and discard the towel. Store the BUFF 2.0 in a dry, safe place.
4. **DO NOT** make contact with eyes.
5. **DO NOT** use with wet hands.
6. Keep power cord out of water.
7. Keep the BUFF 2.0 away from children, it is not a toy.

---

## FREQUENTLY ASKED QUESTIONS

**Q: Why doesn't the LED light come on when I plug in the charger?**

A: The battery may already be fully charged

A: The battery may be drained and will require a few minutes before it starts charging

**Q: Why doesn't the BUFF 2.0 turn on when I press the ON/OFF button?**

A: Battery is depleted, recharge your BUFF 2.0

**Q: Can I use the BUFF 2.0 when my skin is dry?**

A: No, you should not use the BUFF 2.0 when your skin is dry because the steel cannot glide easily on dry skin and can cause irritation.

**Q: Can I use my own lotion or serum with the BUFF 2.0?**

A: Yes, you should use your own lotion or serum with the BUFF 2.0.

**Q: Is it okay to use infused water on my face (water infused with essential oils or vitamins)**

A: Yes it is okay to use infused water with the BUFF 2.0. Just make sure the charging port stays dry.

**Q: I have other questions about my PopSonic BUFF 2.0, how can I get in touch with someone?**

A: Call our customer service center at (800)772-9174. If you do not reach a representative, leave a message and we will call you back promptly.

A: Email us directly at [HELP@SHOPPOPSONIC.com](mailto:HELP@SHOPPOPSONIC.com)

**Q: Are there videos or tutorials that show me how to use the BUFF 2.0 and other PopSonic devices?**

A: Yes, visit [www.ShopPopSonic.com](http://www.ShopPopSonic.com) to find the information that you need.

A: There are also various video's on YouTube that may be helpful.

---

## **POP SONIC BUFF 2.0**

### **1 year Limited Warranty**

POP SONIC warrants the BUFF 2.0 for a period of 1 year after the original date of purchase, against defects due to faulty workmanship or materials. For warranty claims, you must register your device and log in to your account at [www.shoppopsonic.com](http://www.shoppopsonic.com), then select the option to make a warranty claim. Our customer service department will then contact you to initiate the warranty procedure.

This warranty covers working parts. It does not cover damage due to normal usage or accidents such as dropping the device. Other exclusions include misuse or neglect to the device.

This warranty is void if any other charging cables besides the one you received is used with your device.

For any warranty claims, proof of purchase must be provided. For this reason, please keep your receipt for the duration of the warranty period.

Shipping costs are non-refundable.

---

## **DISPOSAL INFORMATION**

The BUFF 2.0 should not be treated as normal household waste but should be brought to the appropriate collection point for recycling of electronic equipment.

For more information on how to recycle or dispose of this item, please contact your state or local waste disposal service.

---

## **SPECIFICATIONS**

**MATERIAL:** durable Metal and ABS plastic

**NET WEIGHT:** 88 grams

**FREQUENCY:** 24,000 Hz

**INPUT VOLTAGE:** 100-240V

**OUTPUT VOLTAGE:** 5V

**CHARGING TIME:** 1-2 HOURS

---

## **DISCLAIMER**

Users of this device use it at their own risk. Neither POP SONIC nor its' retailers assume any responsibility or liability for any injuries or damages, physical or otherwise, resulting, directly or indirectly, from the use of this device.



BUFF 2.0™

REFRESH.

EXFOLIATE.

INFUSE.

Made By PopSonic, LLC

Minneapolis, MN 55344

Made in China